

QUANT ANALYZER REPORT

ReportTester-51282459

Source: MT5Report

Symbol **XAUUSD** Period **M1 : 12.09.2023 - 19.09.2024**
 Initial deposit **1000.0**
 Parameters -

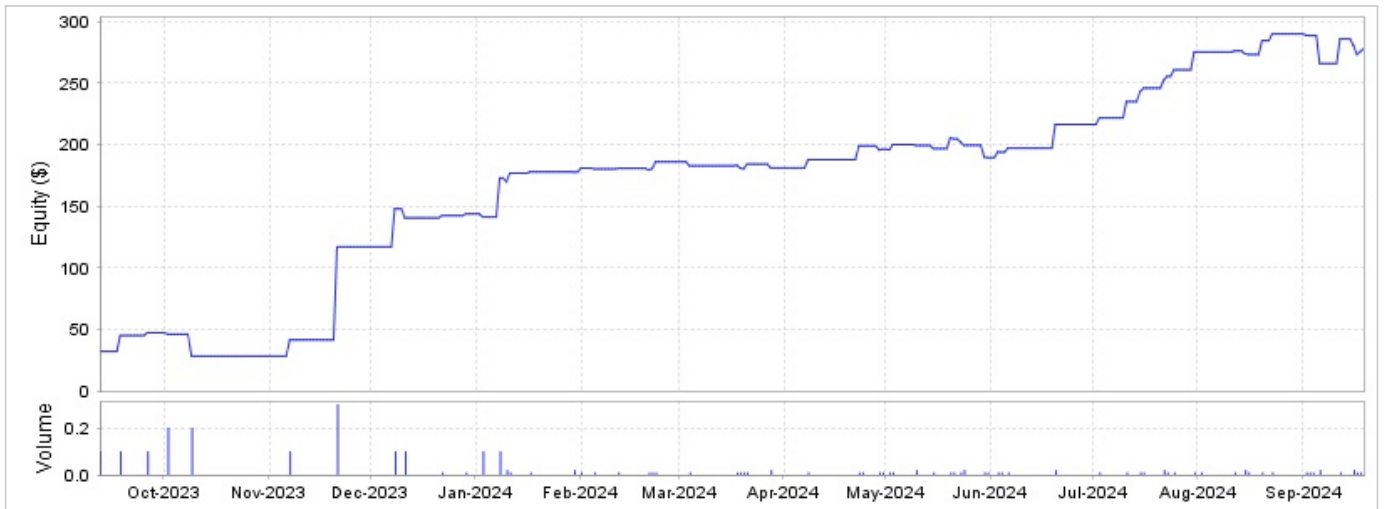
TOTAL PROFIT

\$ 278.02

PROFIT IN PIPS **1418600 PIPS**
 YRLY AVG PROFIT **\$ 256.69**
 YRLY AVG % RET **25.67 %**
 CAGR **13.05 %**

# OF TRADES	SHARPE RATIO	PROFIT FACTOR	RETURN / DD RATIO	WINNING %
85	0.22	2.93	7.66	56.47 %
DRAWDOWN	% DRAWDOWN	DAILY AVG PROFIT	MTHLY AVG PROFIT	AVERAGE TRADE
\$ 36.28	3.46 %	\$ 3.86	\$ 21.39	\$ 3.27
ANNUAL% / MAX DD%	R EXPECTANCY	R EXP SCORE	SQN	SQN SCORE
3.77	0.84 R	65.99 R	2.13	1.42

generated by Quant Analyzer



MONTHLY PERFORMANCE (\$)

Year	Jan	Feb	Mar	Apr	May	Jun	Jul	Aug	Sep	Oct	Nov	Dec	YTD
2024	34.02	8.27	-4.97	15.24	-6.89	27.09	58.94	14.61	-12.07	0	0	0	134.24
2023	0	0	0	0	0	0	0	0	47.19	-19.02	88.77	26.84	143.78

STATS

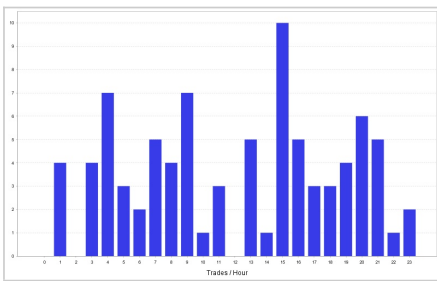
Strategy

Wins/Losses Ratio	1.3	Payout Ratio (Avg Win/Loss)	2.26	Average # of Bars in Trade	0
AHPR	0.3	Z-Score	1.27	Z-Probability	10.2 %
Expectancy	3.27	Deviation	\$ 14.19	Exposure	-99999999 %
Stagnation in Days	57	Stagnation in %	15.28 %		

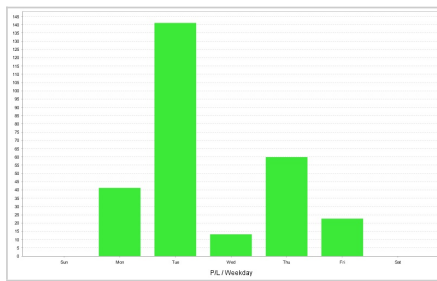
Trades

# of Wins	48	# of Losses	37	# of Cancelled/Expired	0
Gross Profit	\$ 421.9	Gross Loss	\$ -143.88	Average Win	\$ 8.79
Largest Win	\$ 106.03	Largest Loss	\$ -22.61	Max Consec Wins	12
Avg Consec Wins	1.92	Avg Consec Loss	1.54	Avg # of Bars in Wins	0
				Avg # of Bars in Losses	0

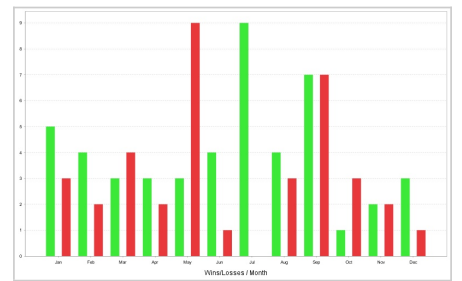
CHARTS



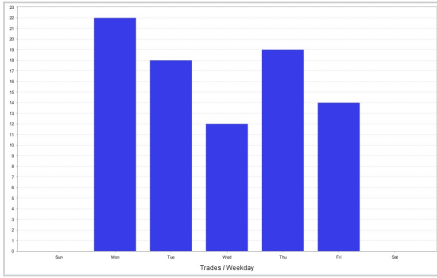
Trades by hour



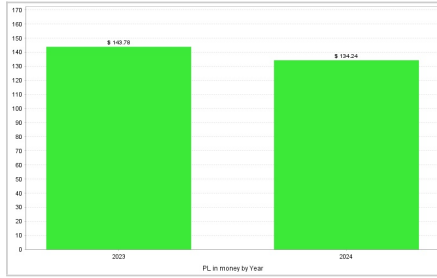
P/L by weekday



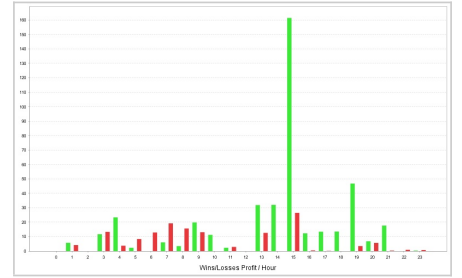
Wins/Losses by month



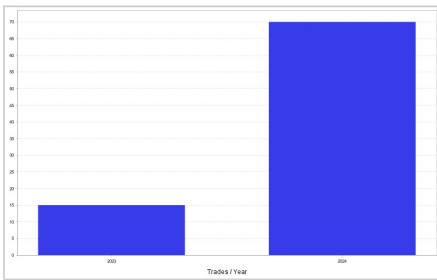
Trades by weekday



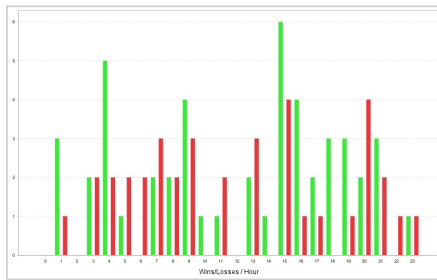
P/L by year



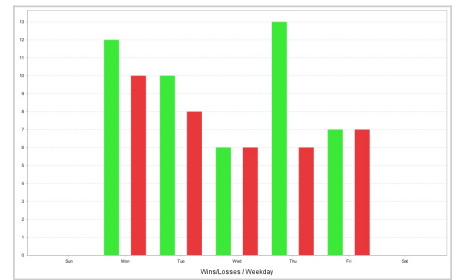
Wins/Losses Profit by hour



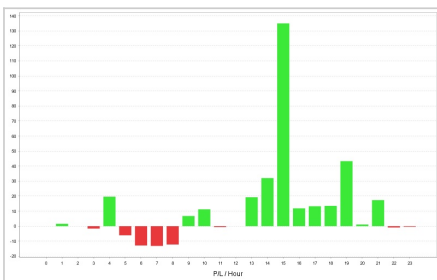
Trades by year



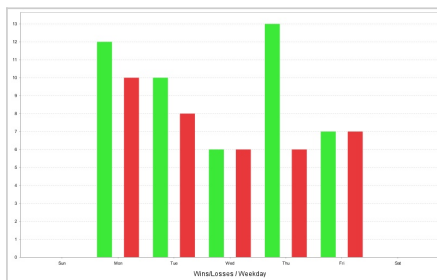
Wins/Losses by hour



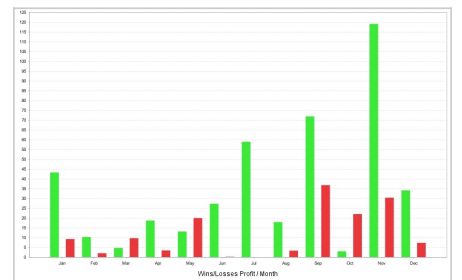
Wins/Losses by weekday



P/L by hour



Wins/Losses by weekday



Wins/Losses Profit by month

TRADES

Ticket	Type	Open time	Open price	Size	Close time	Close price	Profit/Loss	Comment
2	Sell	12.09.2023 14:00:40	1915.31	0.1	12.09.2023 15:15:00	1911.81	\$ 32.01	Strategy 4614 Avalut Light V2
4	Buy	18.09.2023 19:45:20	1930.73	0.1	18.09.2023 21:00:00	1932.18	\$ 12.91	Strategy 4614 Avalut Light V2
6	Sell	26.09.2023 05:31:40	1913.94	0.1	26.09.2023 06:45:00	1913.63	\$ 2.27	Strategy 4614 Avalut Light V2
8	Sell	02.10.2023 01:42:40	1846.32	0.1	02.10.2023 02:30:00	1846.69	\$ -4.16	Strategy 4614 Avalut Light V2
10	Sell	02.10.2023 03:38:40	1846.32	0.1	02.10.2023 04:30:00	1845.94	\$ 2.94	Strategy 4614 Avalut Light V2
12	Buy	09.10.2023 03:55:00	1850.59	0.1	09.10.2023 04:30:00	1849.32	\$ -12.68	Strategy 4614 Avalut Light V2
14	Buy	09.10.2023 13:49:40	1850.59	0.1	09.10.2023 14:00:00	1850.12	\$ -5.12	Strategy 4614 Avalut Light V2
16	Sell	07.11.2023 09:06:40	1969.88	0.1	07.11.2023 10:30:00	1968.41	\$ 13.08	Strategy 4614 Avalut Light V2
18	Buy	21.11.2023 06:00:40	1993.42	0.1	21.11.2023 06:30:00	1992.12	\$ -12.52	Strategy 4614 Avalut Light V2
20	Buy	21.11.2023 07:34:20	1993.42	0.1	21.11.2023 08:30:00	1991.54	\$ -17.82	Strategy 4614 Avalut Light V2
22	Buy	21.11.2023 15:20:40	1993.42	0.1	21.11.2023 17:45:00	2005.1	\$ 106.03	Strategy 4614 Avalut Light V2
24	Sell	08.12.2023 19:02:40	2000.64	0.1	08.12.2023 20:15:00	1997.25	\$ 30.86	Strategy 4614 Avalut Light V2
26	Sell	11.12.2023 09:56:40	1994.67	0.1	11.12.2023 10:45:00	1995.38	\$ -7.26	Strategy 4614 Avalut Light V2
28	Buy	22.12.2023 01:02:20	2047.91	0.01	22.12.2023 02:45:00	2049.99	\$ 1.83	Strategy 4614 Avalut Light V2
30	Buy	29.12.2023 07:26:40	2070.65	0.01	29.12.2023 08:00:00	2072.28	\$ 1.41	Strategy 4614 Avalut Light V2
32	Sell	03.01.2024 13:11:40	2052.97	0.1	03.01.2024 13:15:00	2053.18	\$ -2.58	Strategy 4614 Avalut Light V2
34	Sell	08.01.2024 13:18:40	2024.48	0.1	08.01.2024 15:15:00	2020.94	\$ 31.69	Strategy 4614 Avalut Light V2
36	Sell	10.01.2024 08:14:40	2024.48	0.01	10.01.2024 10:00:00	2031.05	\$ -6.07	Strategy 4614 Avalut Light V2
38	Sell	10.01.2024 19:51:40	2024.48	0.01	10.01.2024 21:15:00	2021.14	\$ 2.98	Strategy 4614 Avalut Light V2
40	Sell	11.01.2024 18:15:40	2024.48	0.01	11.01.2024 19:15:00	2016.67	\$ 7.07	Strategy 4614 Avalut Light V2
42	Sell	17.01.2024 16:55:40	2013.36	0.01	17.01.2024 17:00:00	2012.16	\$ 1.05	Strategy 4614 Avalut Light V2
44	Buy	30.01.2024 09:35:40	2037.81	0.01	30.01.2024 10:30:00	2038.35	\$ 0.44	Strategy 4614 Avalut Light V2

46	Buy	30.01.2024 11:34:40	2037.81	0.01	30.01.2024 11:45:00	2037.27	\$ -0.56	Strategy 4614 Avalut Light V2
48	Buy	01.02.2024 15:35:40	2037.81	0.01	01.02.2024 15:45:00	2041.24	\$ 3.11	Strategy 4614 Avalut Light V2
50	Sell	05.02.2024 15:24:40	2019.33	0.01	05.02.2024 17:15:00	2020	\$ -0.68	Strategy 4614 Avalut Light V2
52	Sell	12.02.2024 16:22:40	2014.92	0.01	12.02.2024 17:15:00	2014.31	\$ 0.51	Strategy 4614 Avalut Light V2
54	Buy	21.02.2024 07:45:40	2031.84	0.01	21.02.2024 08:30:00	2030.52	\$ -1.28	Strategy 4614 Avalut Light V2
56	Buy	22.02.2024 09:52:40	2031.84	0.01	22.02.2024 11:00:00	2033.11	\$ 1.11	Strategy 4614 Avalut Light V2
58	Buy	23.02.2024 18:01:40	2031.84	0.01	23.02.2024 19:45:00	2037.86	\$ 5.5	Strategy 4614 Avalut Light V2
60	Buy	04.03.2024 09:48:20	2088.35	0.01	04.03.2024 10:45:00	2084.88	\$ -3.26	Strategy 4614 Avalut Light V2
62	Sell	18.03.2024 04:22:40	2150.66	0.01	18.03.2024 05:45:00	2150.04	\$ 0.51	Strategy 4614 Avalut Light V2
64	Sell	19.03.2024 11:16:40	2150.66	0.01	19.03.2024 12:15:00	2153.11	\$ -2.32	Strategy 4614 Avalut Light V2
66	Sell	20.03.2024 15:43:40	2150.66	0.01	20.03.2024 16:30:00	2151.26	\$ -0.61	Strategy 4614 Avalut Light V2
68	Buy	21.03.2024 01:09:40	2189.01	0.01	21.03.2024 01:15:00	2193.31	\$ 3.87	Strategy 4614 Avalut Light V2
70	Buy	28.03.2024 19:38:40	2223.08	0.01	28.03.2024 20:15:00	2219.42	\$ -3.45	Strategy 4614 Avalut Light V2
72	Buy	28.03.2024 23:41:40	2223.08	0.01	28.03.2024 23:45:00	2223.46	\$ 0.29	Strategy 4614 Avalut Light V2
74	Buy	08.04.2024 20:13:20	2330.52	0.01	08.04.2024 22:15:00	2337.87	\$ 6.71	Strategy 4614 Avalut Light V2
76	Sell	23.04.2024 04:36:40	2324.39	0.01	23.04.2024 05:30:00	2312.3	\$ 11.28	Strategy 4614 Avalut Light V2
78	Sell	24.04.2024 20:29:40	2324.39	0.01	24.04.2024 20:30:00	2324.38	\$ -0.05	Strategy 4614 Avalut Light V2
80	Sell	29.04.2024 04:15:40	2324.39	0.01	29.04.2024 05:15:00	2327.91	\$ -3.35	Strategy 4614 Avalut Light V2
82	Sell	30.04.2024 21:55:20	2291.51	0.01	30.04.2024 23:00:00	2290.75	\$ 0.65	Strategy 4614 Avalut Light V2
84	Sell	02.05.2024 16:07:40	2291.51	0.01	02.05.2024 17:00:00	2291.93	\$ -0.45	Strategy 4614 Avalut Light V2
86	Sell	03.05.2024 16:32:40	2291.51	0.01	03.05.2024 17:30:00	2286.87	\$ 4.25	Strategy 4614 Avalut Light V2
88	Buy	09.05.2024 23:14:40	2346.77	0.01	10.05.2024 01:02:13	2346.39	\$ -0.71	Strategy 4614 Avalut Light V2
90	Buy	10.05.2024 01:53:40	2346.77	0.01	10.05.2024 03:15:00	2346.88	\$ 0.04	Strategy 4614 Avalut Light V2
92	Buy	15.05.2024 15:30:40	2378.48	0.01	15.05.2024 15:45:00	2375.76	\$ -2.56	Strategy 4614 Avalut Light V2
94	Buy	20.05.2024 03:31:40	2422.75	0.01	20.05.2024 06:15:00	2432.33	\$ 8.75	Strategy 4614 Avalut Light V2
96	Buy	21.05.2024 22:10:40	2422.75	0.01	21.05.2024 23:45:00	2421.85	\$ -0.89	Strategy 4614 Avalut Light V2
98	Sell	23.05.2024 20:56:40	2332.17	0.01	23.05.2024 21:45:00	2334.8	\$ -2.49	Strategy 4614 Avalut Light V2
100	Sell	24.05.2024 07:29:40	2332.17	0.01	24.05.2024 07:30:00	2332.24	\$ -0.12	Strategy 4614 Avalut Light V2
102	Sell	24.05.2024 20:55:40	2332.17	0.01	24.05.2024 22:00:00	2334.98	\$ -2.65	Strategy 4614 Avalut Light V2
104	Sell	30.05.2024 08:34:20	2325.43	0.01	30.05.2024 10:30:00	2335.7	\$ -9.57	Strategy 4614 Avalut Light V2
106	Sell	31.05.2024 20:27:40	2325.43	0.01	31.05.2024 21:15:00	2325.9	\$ -0.49	Strategy 4614 Avalut Light V2
108	Sell	03.06.2024 07:02:40	2320.64	0.01	03.06.2024 08:45:00	2315.53	\$ 4.65	Strategy 4614 Avalut Light V2
110	Sell	04.06.2024 17:15:40	2320.64	0.01	04.06.2024 17:30:00	2320.74	\$ -0.15	Strategy 4614 Avalut Light V2
112	Buy	06.06.2024 04:17:40	2364.07	0.01	06.06.2024 05:30:00	2367.75	\$ 3.32	Strategy 4614 Avalut Light V2
114	Buy	20.06.2024 08:04:20	2341.66	0.01	20.06.2024 09:15:00	2342.16	\$ 0.41	Strategy 4614 Avalut Light V2
116	Buy	20.06.2024 15:26:20	2341.66	0.01	20.06.2024 17:48:40	2361.95	\$ 18.86	tp 2361.95
118	Buy	03.07.2024 09:57:40	2339.76	0.01	03.07.2024 11:00:00	2345.42	\$ 5.2	Strategy 4614 Avalut Light V2
120	Buy	11.07.2024 15:30:40	2392.96	0.01	11.07.2024 15:45:00	2407.63	\$ 13.4	Strategy 4614 Avalut Light V2
122	Buy	15.07.2024 17:45:40	2424.58	0.01	15.07.2024 19:45:00	2433.22	\$ 7.86	Strategy 4614 Avalut Light V2
124	Buy	16.07.2024 04:11:40	2424.58	0.01	16.07.2024 06:45:00	2427.89	\$ 2.98	Strategy 4614 Avalut Light V2
126	Sell	22.07.2024 15:15:40	2393.86	0.01	22.07.2024 15:45:00	2393.69	\$ 0.1	Strategy 4614 Avalut Light V2
128	Sell	22.07.2024 16:37:40	2393.86	0.01	22.07.2024 17:30:00	2386.72	\$ 6.5	Strategy 4614 Avalut Light V2
130	Sell	23.07.2024 08:27:40	2393.86	0.01	23.07.2024 10:00:00	2390.52	\$ 3.01	Strategy 4614 Avalut Light V2
132	Sell	25.07.2024 04:19:40	2393.86	0.01	25.07.2024 04:30:00	2388.12	\$ 5.24	Strategy 4614 Avalut Light V2
134	Buy	31.07.2024 21:43:20	2432.02	0.01	31.07.2024 23:45:00	2447.95	\$ 14.65	Strategy 4614 Avalut Light V2
136	Buy	02.08.2024 21:15:40	2432.02	0.01	02.08.2024 22:30:00	2431.95	\$ -0.12	Strategy 4614 Avalut Light V2
138	Buy	12.08.2024 18:14:40	2458.78	0.01	12.08.2024 19:00:00	2459.87	\$ 0.94	Strategy 4614 Avalut Light V2
140	Buy	15.08.2024 09:20:40	2458.78	0.01	15.08.2024 10:00:00	2456.05	\$ -2.54	Strategy 4614 Avalut Light V2
142	Buy	15.08.2024 13:03:40	2458.78	0.01	15.08.2024 14:15:00	2459.04	\$ 0.18	Strategy 4614 Avalut Light V2
144	Buy	16.08.2024 03:16:40	2458.78	0.01	16.08.2024 04:30:00	2458.16	\$ -0.62	Strategy 4614 Avalut Light V2
146	Buy	20.08.2024 10:41:20	2509.76	0.01	20.08.2024 13:15:00	2522.26	\$ 11.22	Strategy 4614 Avalut Light V2
148	Buy	23.08.2024 17:02:40	2509.76	0.01	23.08.2024 18:15:00	2516.04	\$ 5.55	Strategy 4614 Avalut Light V2
150	Sell	02.09.2024 05:07:40	2493.66	0.01	02.09.2024 06:45:00	2494.75	\$ -1.05	Strategy 4614 Avalut Light V2
152	Sell	03.09.2024 04:10:40	2493.66	0.01	03.09.2024 05:30:00	2493.98	\$ -0.35	Strategy 4614 Avalut Light V2
154	Sell	04.09.2024 20:52:40	2493.66	0.01	04.09.2024 21:45:00	2493.51	\$ 0.08	Strategy 4614 Avalut Light V2
156	Buy	06.09.2024 15:36:40	2529.04	0.01	06.09.2024 16:36:40	2504.04	\$ -22.61	sl 2504.04
158	Sell	06.09.2024 21:21:40	2493.66	0.01	06.09.2024 21:45:00	2493.8	\$ -0.19	Strategy 4614 Avalut Light V2
160	Buy	12.09.2024 15:41:40	2529.22	0.01	12.09.2024 16:45:40	2551.32	\$ 19.96	tp 2551.32
162	Buy	16.09.2024 06:03:20	2586.08	0.01	16.09.2024 06:45:00	2585.76	\$ -0.35	Strategy 4614 Avalut Light V2
164	Buy	16.09.2024 13:00:40	2586.08	0.01	16.09.2024 14:15:00	2580.69	\$ -4.91	Strategy 4614 Avalut Light V2

166	Buy	17.09.2024 05:29:40	2586.08	0.01	17.09.2024 06:45:00	2578.04	\$ -7.29	Strategy 4614 Avalut Light V2
168	Buy	18.09.2024 21:00:40	2586.08	0.01	18.09.2024 21:15:00	2588.78	\$ 2.36	Strategy 4614 Avalut Light V2
170	Buy	19.09.2024 11:56:40	2586.08	0.01	19.09.2024 14:00:00	2588.69	\$ 2.28	Strategy 4614 Avalut Light V2

Report generated by Quant Analyzer